

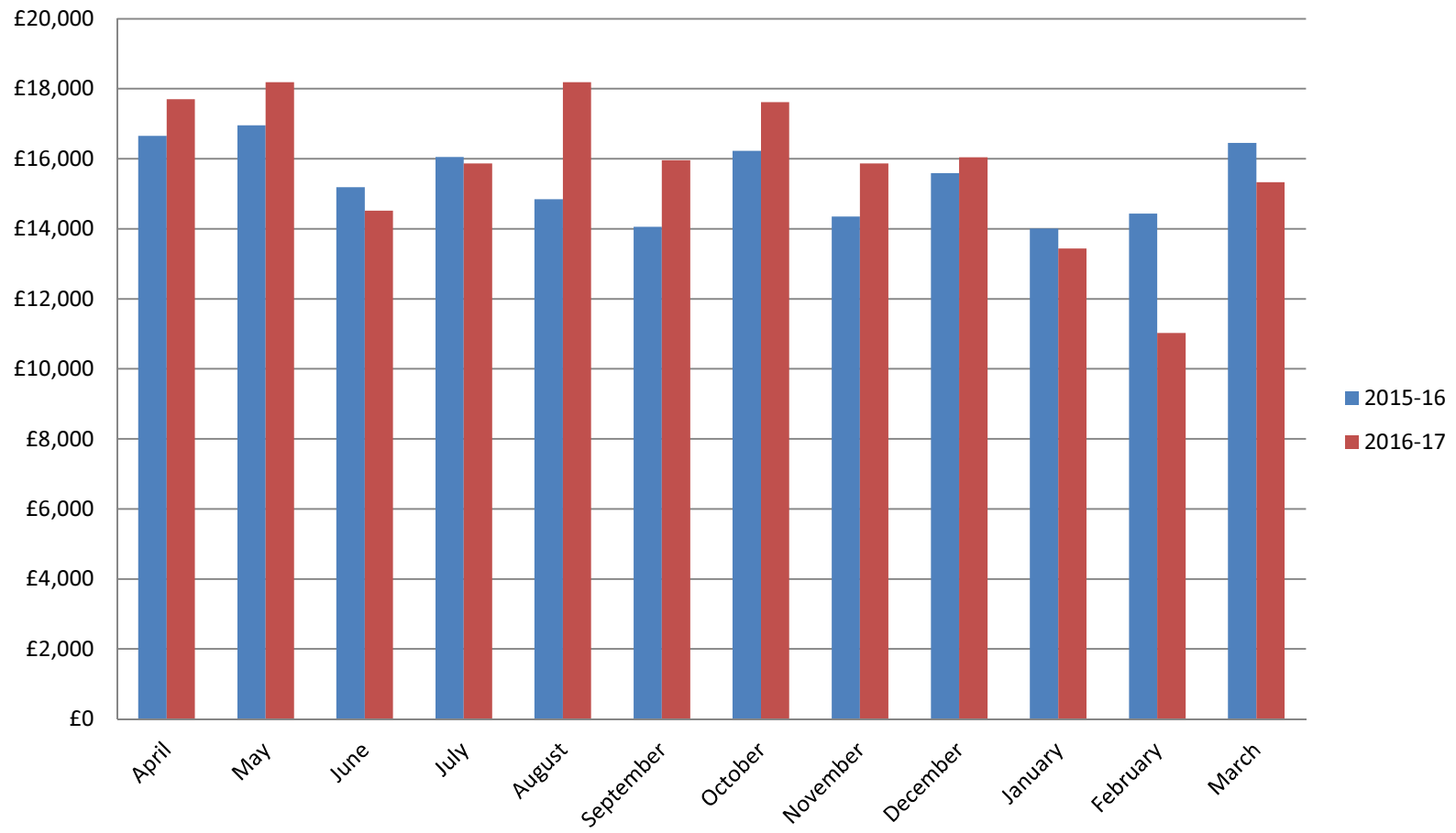
Car Park Strategy- impact of charges and designation

MEEA- 1 November 2017

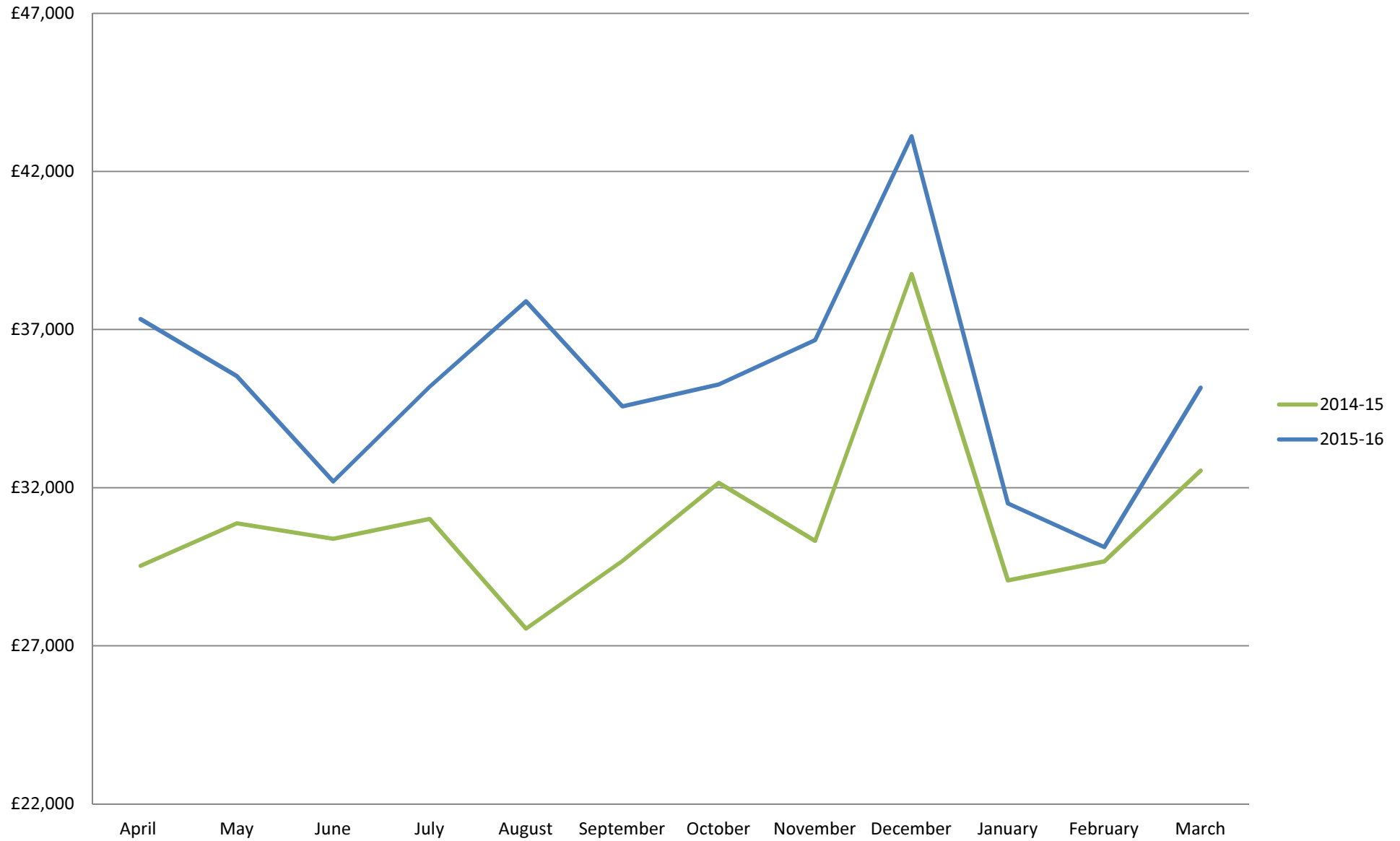
Key Decisions

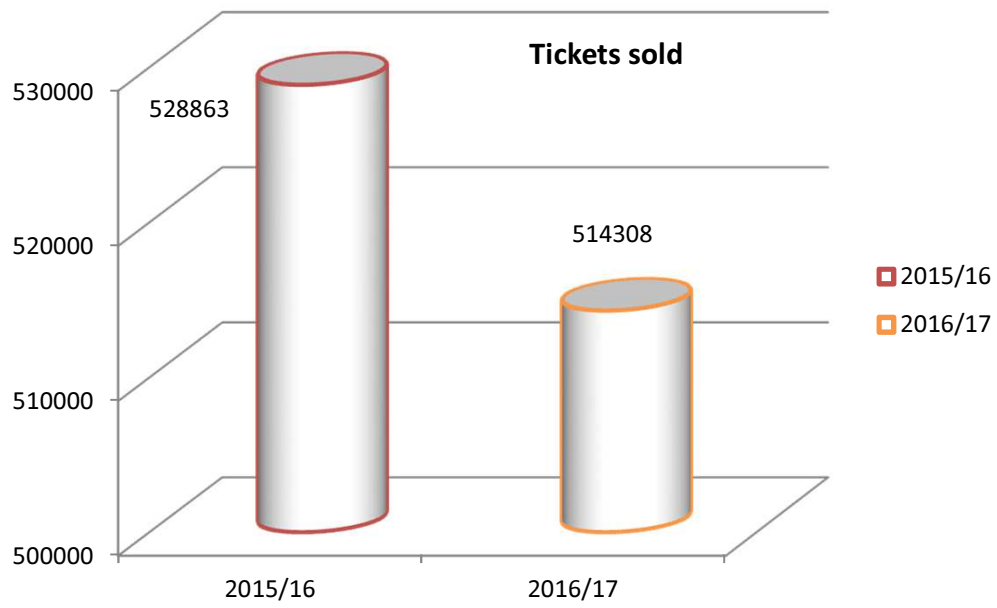
- REEA 17 March 2016 approved:-
 - New charges for short and long stay car parks
 - Introduced free 20 min parking at St Mary's
 - Re-designated part of Burton Street car park to short stay
 - Removed 1 hour tariff at Mill Street
 - Introduced monthly season tickets (6 month and 1 year also retained)

Income from all long stay



Income from all short stay car parks





£556,350

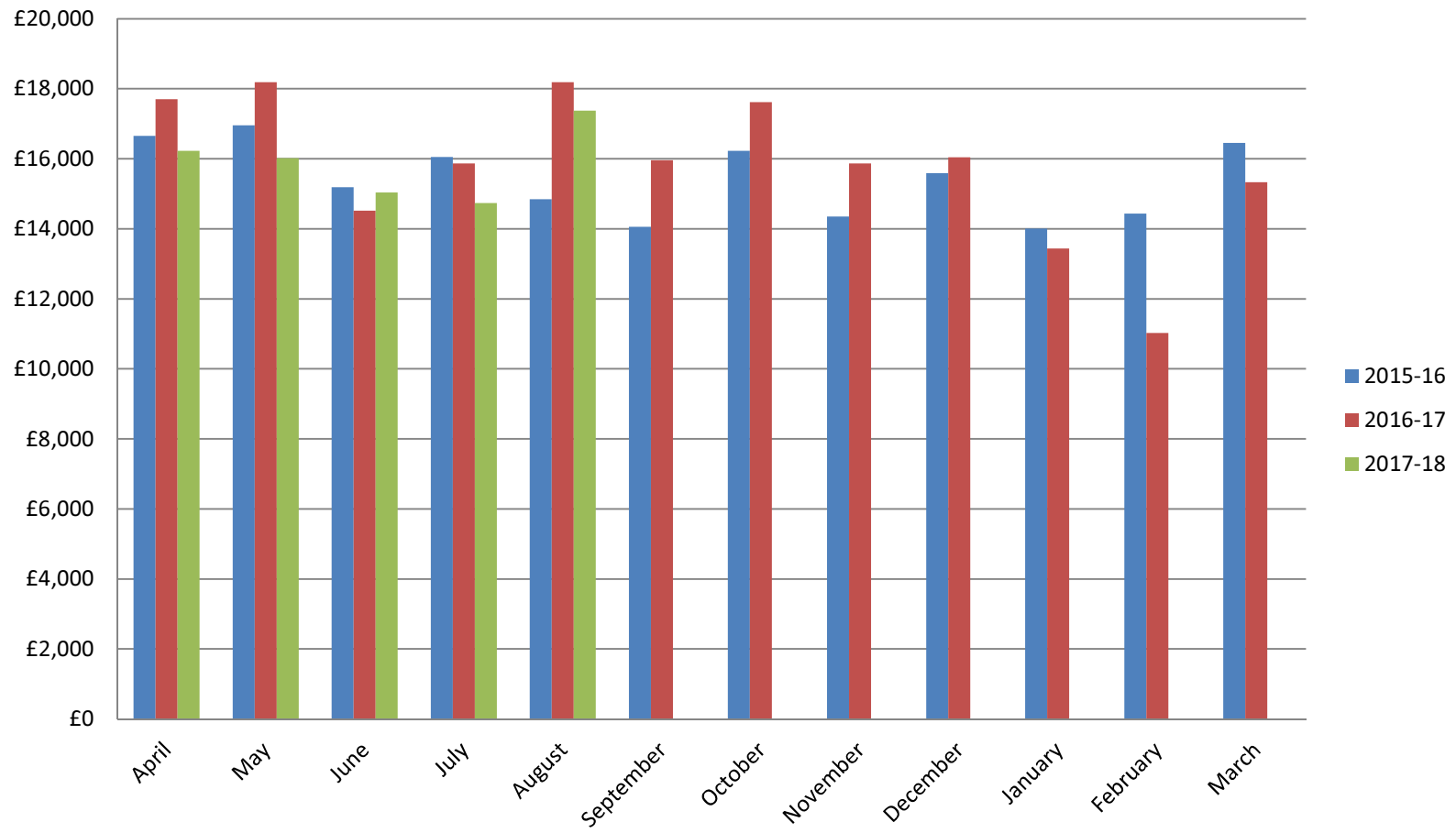
£614,266

Ticket Breakdown

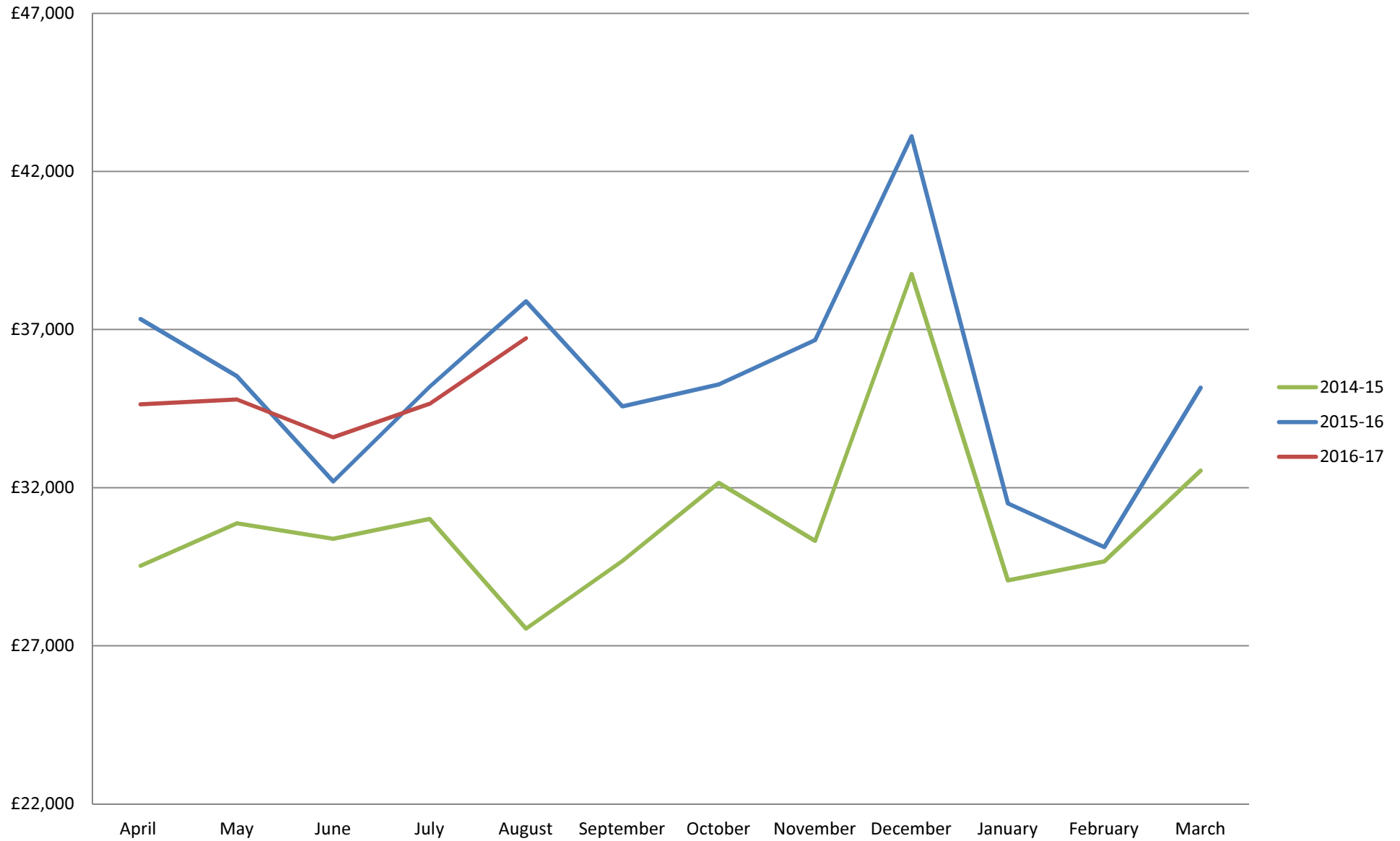
2015/16	£0.70	181374	
	£1.40	109266	
	£2.00	72554	
	£1.10	30961	
	£2.20	24344	
	£3.30	11018	429517
2016/17	Free	27438	
	£0.80	161628	
	£1.60	132519	
	£2.60	25843	
	£3.00	23854	
	£0.20	3281	
	£1.30	26777	
	£2.50	21346	
	£3.70	9904	432590

2015/16	£1.00	8299	
	£1.10	50985	
	£2.20	22782	
	£3.30	12302	
	£7.00	4978	99346
2016/17	£1.50	47054	
	£3.50	12321	
	£3.00	12477	
	£4.00	8793	
	£12.00	1073	81718

Income from all long stay

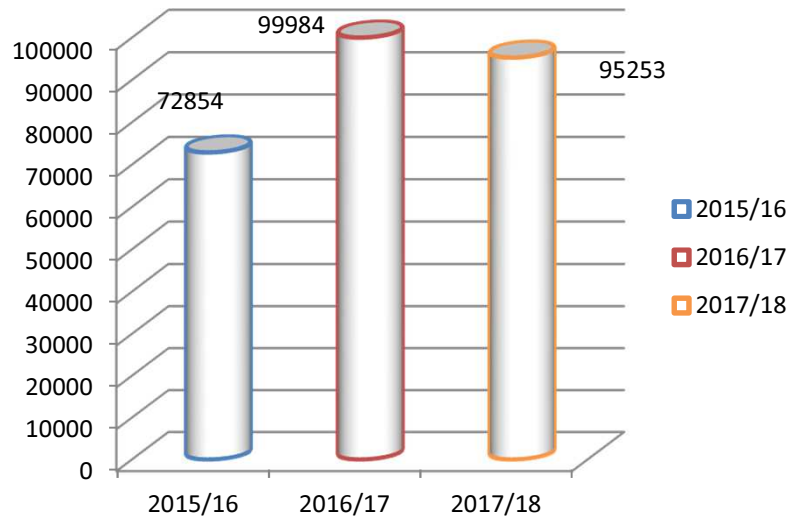


Income from all short stay car parks

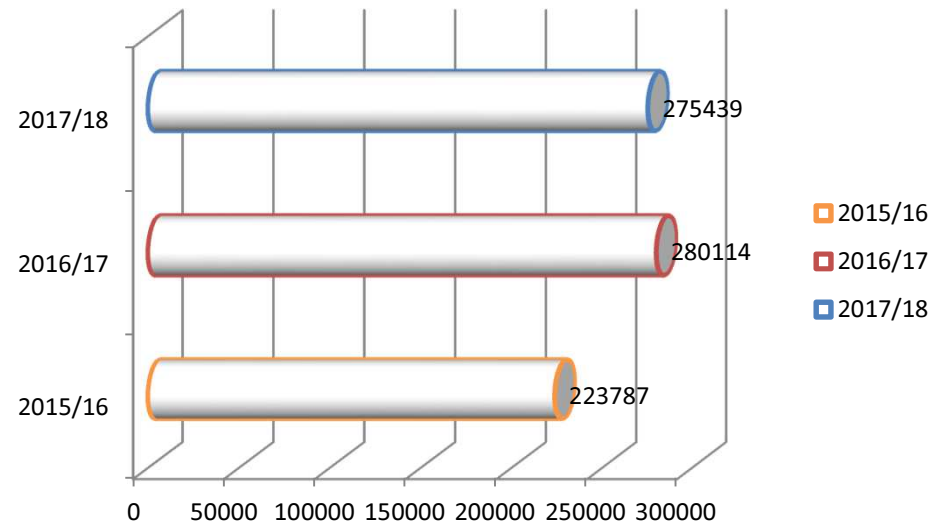


Income- to August

- Long Stay



- Short stay



Ticket sales- long stay

40,615-38,603

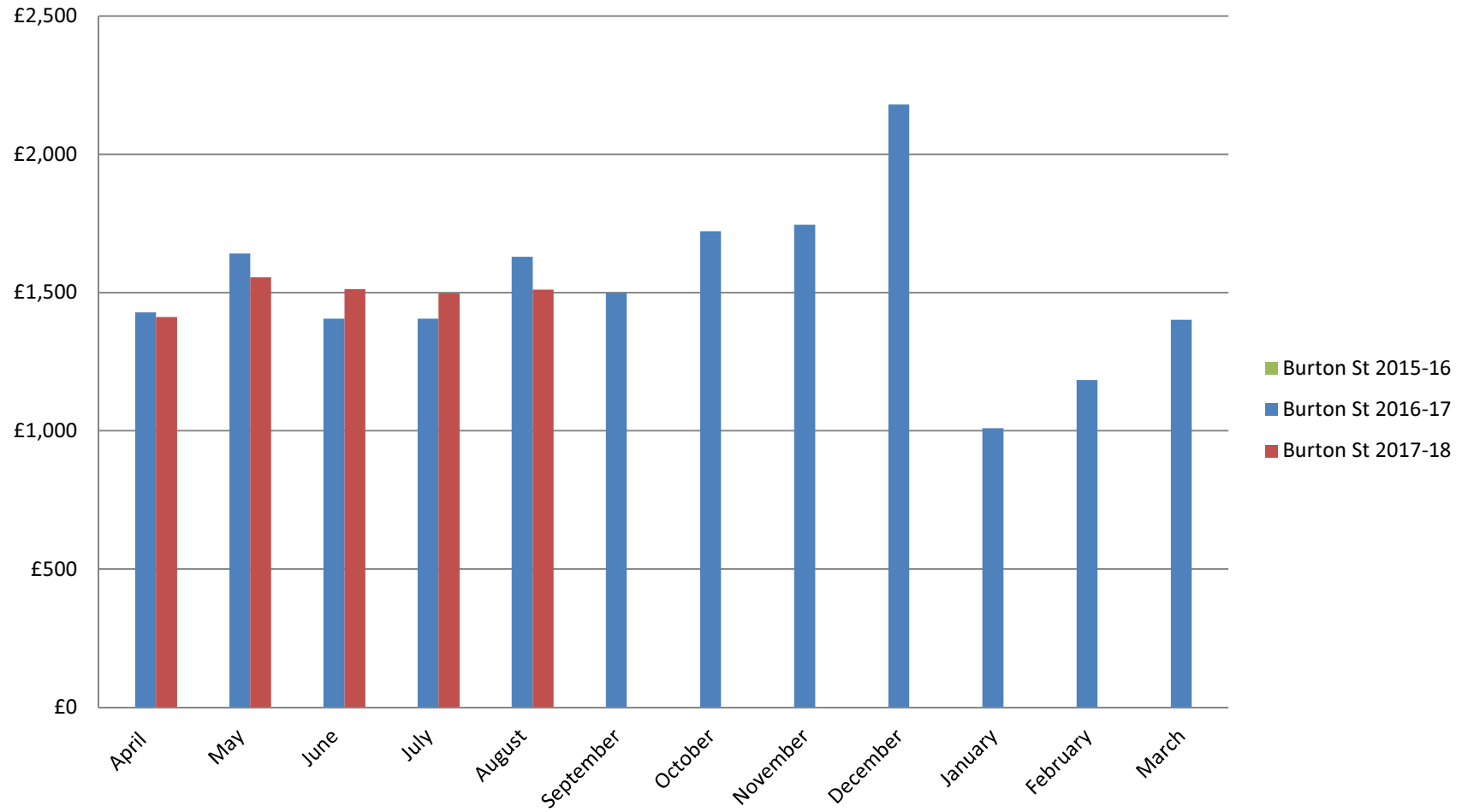
							2016/17	2017/18
2016/17	£1.50	5169	4304	4552	4832	4920	23777	22086
	£3.50	1271	1104	1149	1093	1184	5801	6010
	£3.00	1203	1402	1009	1152	1429	6195	5759
	£4.00	779	911	719	741	1092	4242	4278
	£12.00	165	108	106	105	116	600	470
2017/18	£1.50	4714	4122	4437	4197	4616	22086	
	£3.50	1270	1142	1258	1110	1230	6010	
	£3.00	1107	1277	933	1077	1365	5759	
	£4.00	847	903	725	752	1051	4278	
	£12.00	82	116	90	89	93	470	

Ticket Sales- Short stay

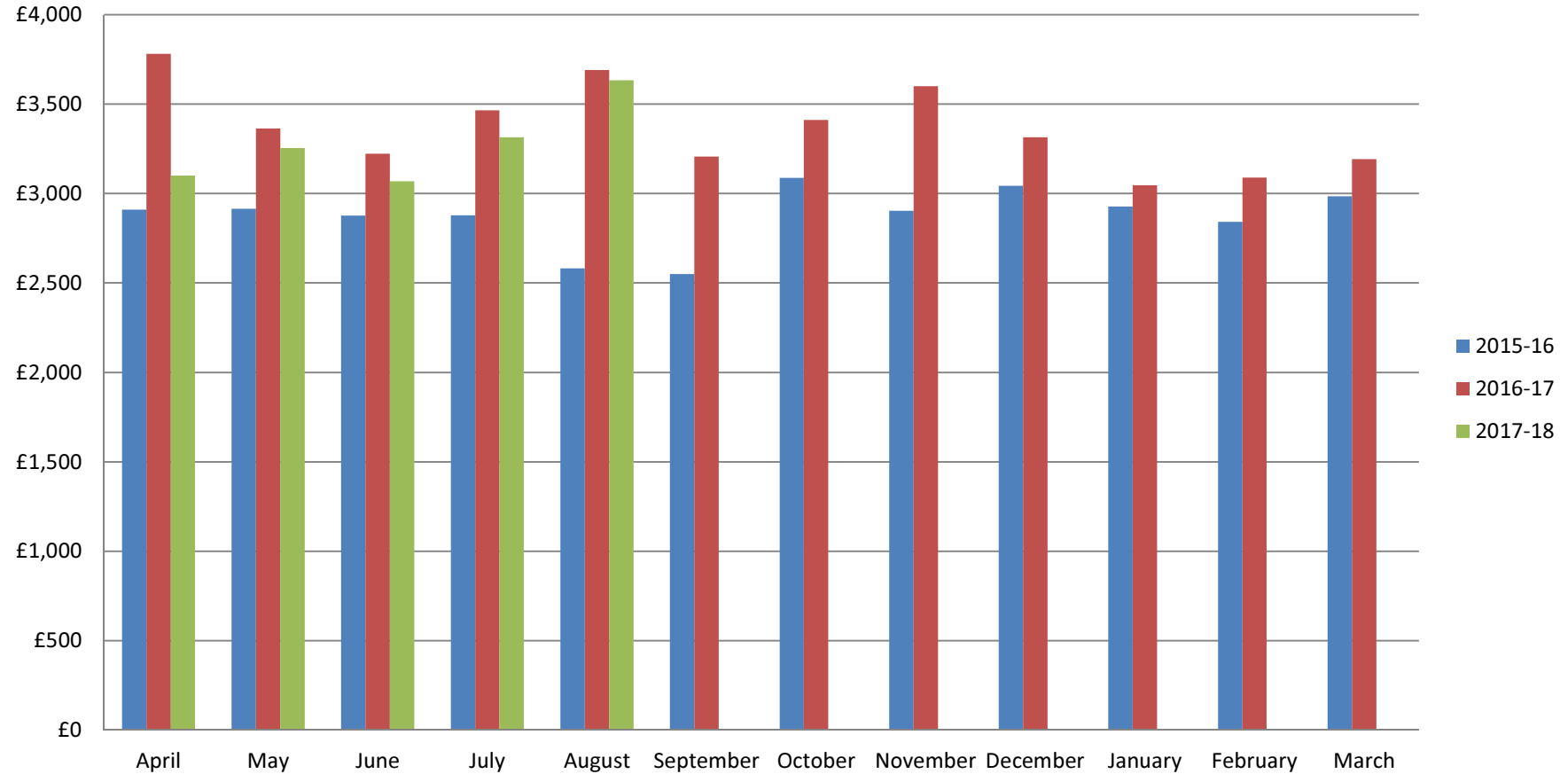
189,486-191,782

							2016/17	2017/18
2016/17	Free	1542	1897	2310	2351	2424	10524	16324
	£0.80	14686	13481	14512	14062	13986	70727	69091
	£1.60	11716	11442	11491	11879	11955	58483	57111
	£2.60	2355	2242	2234	2276	2484	11591	10973
	£3.00	2049	2199	1858	2084	2177	10367	10714
	£0.20	191	301	263	316	318	1389	1739
	£1.30	2296	2880	2250	2133	2597	12156	11787
	£2.50	1661	2188	1774	1723	2280	9626	9583
	£3.70	771	1007	691	926	1228	4623	4460
2017/18	Free	3138	3222	3447	3232	3285	16324	
	0.8	13041	13773	14766	13738	13773	69091	
	1.6	11235	11328	11304	11656	11588	57111	
	2.6	2236	2130	2063	2278	2266	10973	
	3	2221	2093	1989	2135	2276	10714	
	0.2	303	401	322	297	416	1739	
	1.3	2119	2626	2146	2168	2728	11787	
	2.5	1820	2167	1696	1691	2209	9583	
	3.7	890	939	727	775	1129	4460	

Income from Burton Street car park



Income from Mill Street car park



Tuesday Tariff- Long stay

Wednesday to Monday Tariff		
Burton Street	£1.50	£43,886.35
	£3.50	£27,091.55
		<u>£70,977.90</u>
Mill Street	£1.50	£23,852.30
	£3.50	£9,392.20
		<u>£33,244.50</u>
Scalford Road	£1.50	£5,145.45
	£3.50	£6,674.40
		<u>£11,819.85</u>
		£116,040

Tuesday Tariff		
Burton Street	£3.00	£10,587.25
	£4.00	£13,614.00
		<u>£24,201.25</u>
Mill Street	£3.00	£7,017.70
	£4.00	£4,876.05
		<u>£11,893.75</u>
Scalford Road	£3.00	£19,861.65
	£4.00	£16,820.85
		<u>£36,682.50</u>
		£72,776

Tuesday Tariff- Short Stay

Wednesday-Monday Tariff		
Chapel Street	Free	
		£85,178.85
St Marys Way	Free	
		£136,389.30
Wilton Road	Free	
		£147,314.55
Burton Street	Free	
		£16,663.25
		£385,526

Tuesday Tariff		
Chapel Street	£0.20	
		£22,171.95
St Marys Way	£0.20	£716.75
		£28,207.70
Wilton Road	£0.20	
		£39,483.95
Burton Street	£0.20	
		£4,843.05
		£94,704